

# WEEK #3 - 5/4/2023 (Willows Front Nine)

- = Peter Goldenberg Rule
- = Won Hole
- = Split Hole
- = Player did not show up and did not get a sub
- = Cletus Incident
- \* = Player does not have 5 scores in HC system. HC is subject to change.






Player	Team	Hole	1	2	3	4	5	6	7	8	9	Gross	Net	Points
		Handi	7	17	15	1	11	5	13	9	3			
		Par	4	3	4	4	3	5	4	4	5			
Allen Bloomhuff	#2	(11)	7	4	6	7	4	6	6	5	6	51	40	3.00
Jack Tally*	#5	(17)	5	3	4	8	5	8	8	5	6	52	35	7.00
Andrew Crowe	#1	(9)	6	3	6	6	4	5	6	5	7	48	39	3.50
Mike Ethridge (Gosney)	#3	(9)	6	3	5	7	4	5	4	5	5	44	35	6.50
John Rayburn	#1	(12)	7	6	6	6	5	7	4	7	7	55	43	2.50
George Almeida (Harris)	#3	-	4	4	4	4	4	4	5	5	5	39	39	7.50
Jim Allen	#1	(13)	7	5	5	6	4	7	6	6	5	51	38	5.00
Ben Leininger	#3	(11)	9	4	6	5	5	5	4	4	7	49	38	5.00
Nick Duer	#6	(4)	5	3	4	6	5	4	6	5	5	43	39	4.00
Bill Nixon	#4	(3)	4	4	3	6	4	5	3	4	6	39	36	6.00
Matt Bedell	#6	(5)	5	4	4	9	3	7	6	5	7	50	45	4.00
Mike Morell	#4	(6)	7	5	4	5	3	7	4	4	7	46	40	6.00
Richard Parvesse	#6	(9)	7	3	6	4	6	6	4	7	6	49	40	3.00
Jeff Capannari	#4	(11)	6	5	4	4	5	7	6	6	6	49	38	7.00
Toby Grainger*	#6	(31)	9	8	8	10	3	10	7	10	6	71	40	2.50
Jason Winkler*	#4	(17)	5	7	6	7	4	7	5	7	8	56	39	7.50
Peter Goldenberg	#5	(4)	5	4	4	4	4	4	5	5	5	40	36	6.00
Danny Roller	#2	(4)	5	3	4	4	4	6	5	7	5	43	39	4.00
Jason Nill	#5	(6)	5	6	4	7	3	5	7	5	5	47	41	5.00
Brian Roddy	#2	(7)	4	4	5	5	5	6	4	6	6	45	38	5.00
Kurt Kreyling	#1	(3)	5	5	4	6	3	5	7	5	6	46	43	5.00
Austin Wells (McCrone)	#3	(5)	5	5	4	6	3	6	5	7	7	48	43	5.00
Oliver Livermore	#5	(11)	6	5	4	6	4	6	5	7	7	50	39	5.50
George Welling*	#2	(16)	5	4	7	8	4	8	7	7	7	57	41	4.50

Team Name (#)	Point Totals		Points Ahead/(behind)						Avg Net
	Week	Year	1st	2nd	3rd	4th	5th	6th	
Crowe Dog Millionaires (1)	16.00	46.50	(24.00)	(19.00)	-	1.00	1.50	4.50	40.7500
Return of the Cletus (2)	16.50	45.00	(25.50)	(20.50)	(1.50)	(0.50)	-	3.00	39.5000
Courtesy Tap-Ins (3)	24.00	42.00	(28.50)	(23.50)	(4.50)	(3.50)	(3.00)	-	38.7500
Meat-Balls (4)	26.50	70.50	-	5.00	24.00	25.00	25.50	28.50	38.2500
Go Putt Yourself (5)	23.50	65.50	(5.00)	-	19.00	20.00	20.50	23.50	37.7500
Dude, Where's my Par? (6)	13.50	45.50	(25.00)	(20.00)	(1.00)	-	0.50	3.50	41.0000
GCCGL	120.00	315.00							39.3333

Low Net Prize Money:			Gross Score Breakdown		
A/B	Gosney (35)		2s	0	0.0%
C/D	Tally (35)		3s	14	6.5%
			4s	51	23.6%
			5s	57	26.4%
			6s	44	20.4%
			7s	36	16.7%
			8s	8	3.7%
			9s	3	1.4%
			10s	3	1.4%
			11s	0	0.0%
<b>Net Score</b>	<b>%</b>	<b>Players</b>			
Under Par	8.3%	2			
Par	8.3%	2			
Over Par/No Show	83.3%	20			

Who's Carrying the Team???!?				Player Records					Individual Points		Wins		Losses		Ties	
Crowe Dog Millionaires (1)	-	11.00	Money	W	L	T	Games	Reliab%	Plyr	Sub*	Plyr	Sub*	Plyr	Sub*	Plyr	Sub*
(A) Kreyling	5.00	11.00	\$0.00	1	-	1	3	100.0%	11.0	-	1	-	-	-	1	-
(B) Crowe	3.50	6.50	\$0.00	-	2	-	3	100.0%	6.5	-	-	-	2	-	-	-
(C) Rayburn	2.50	8.50	\$0.00	1	1	-	3	100.0%	8.5	-	1	-	1	-	-	-
(D) J.Allen	5.00	9.50	\$0.00	-	1	1	3	100.0%	9.5	-	-	-	1	-	1	-
<b>Team Totals</b>	<b>16.00</b>	<b>46.50</b>	<b>\$0.00</b>	<b>2</b>	<b>4</b>	<b>2</b>	<b>12</b>	<b>100.0%</b>	<b>35.5</b>	<b>-</b>	<b>2</b>	<b>-</b>	<b>4</b>	<b>-</b>	<b>2</b>	<b>-</b>
<b>Return of the Cletus (2)</b>	<b>-</b>	<b>8.00</b>														
(A) Roller	4.00	8.00	\$0.00	-	2	-	2	66.7%	8.0	-	-	-	2	-	-	-
(B) Roddy	5.00	12.00	\$0.00	1	-	1	1	33.3%	5.0	7.0	-	1	-	-	1	-
(C) Bloomhuff	3.00	7.00	\$0.00	-	2	-	2	66.7%	7.0	-	-	-	2	-	-	-
(D) Welling	4.50	10.00	\$0.00	1	1	-	3	100.0%	10.0	-	1	-	1	-	-	-
<b>Team Totals</b>	<b>16.50</b>	<b>45.00</b>	<b>\$0.00</b>	<b>2</b>	<b>5</b>	<b>1</b>	<b>8</b>	<b>66.7%</b>	<b>30.0</b>	<b>7.0</b>	<b>1</b>	<b>1</b>	<b>5</b>	<b>-</b>	<b>1</b>	<b>-</b>
<b>Courtesy Tap-Ins (3)</b>	<b>-</b>	<b>5.00</b>														
(A) Wells	5.00	9.00	\$0.00	-	1	1	-	0.0%	-	9.0	-	-	-	-	1	1
(B) Ethridge	6.50	8.50	\$0.00	1	1	-	1	33.3%	-	8.5	-	1	-	-	-	-
(C) Almeida	7.50	9.50	\$0.00	1	1	-	1	33.3%	-	9.5	-	1	-	-	1	-
(D) Leininger	5.00	10.00	\$0.00	-	-	2	1	33.3%	5.0	5.0	-	-	-	-	1	1
<b>Team Totals</b>	<b>24.00</b>	<b>42.00</b>	<b>\$0.00</b>	<b>2</b>	<b>3</b>	<b>3</b>	<b>3</b>	<b>25.0%</b>	<b>5.0</b>	<b>32.0</b>	<b>-</b>	<b>2</b>	<b>-</b>	<b>3</b>	<b>1</b>	<b>2</b>
<b>Meat-Balls (4)</b>	<b>-</b>	<b>17.00</b>														
(A) Nixon	6.00	12.00	\$0.00	2	-	-	3	100.0%	12.0	-	2	-	-	-	-	-
(B) Morell	6.00	14.00	\$0.00	2	-	-	2	66.7%	6.0	8.0	1	1	-	-	-	-
(C) Capannari	7.00	15.00	\$0.00	2	-	-	2	66.7%	15.0	-	2	-	-	-	-	-
(D) Winkler	7.50	12.50	\$0.00	1	-	1	2	66.7%	7.5	5.0	1	-	-	-	-	1
<b>Team Totals</b>	<b>26.50</b>	<b>70.50</b>	<b>\$0.00</b>	<b>7</b>	<b>-</b>	<b>1</b>	<b>9</b>	<b>75.0%</b>	<b>40.5</b>	<b>13.0</b>	<b>6</b>	<b>1</b>	<b>-</b>	<b>-</b>	<b>-</b>	<b>1</b>
<b>Go Putt Yourself (5)</b>	<b>-</b>	<b>17.00</b>														
(A) Goldenberg	6.00	12.00	\$32.00	2	-	-	3	100.0%	12.0	-	2	-	-	-	-	-
(B) Nill	5.00	11.00	\$0.00	1	-	1	3	100.0%	11.0	-	1	-	-	-	1	-
(C) Tally	7.00	13.00	\$16.00	2	-	-	3	100.0%	13.0	-	2	-	-	-	-	-
(D) Livermore	5.50	12.50	\$0.00	2	-	-	3	100.0%	12.5	-	2	-	-	-	-	-
<b>Team Totals</b>	<b>23.50</b>	<b>65.50</b>	<b>\$48.00</b>	<b>7</b>	<b>-</b>	<b>1</b>	<b>12</b>	<b>100.0%</b>	<b>48.5</b>	<b>-</b>	<b>7</b>	<b>-</b>	<b>-</b>	<b>-</b>	<b>1</b>	<b>-</b>
<b>Dude, Where's my Par? (6)</b>	<b>-</b>	<b>17.00</b>														
(A) Duer	4.00	8.00	\$0.00	-	2	-	3	100.0%	8.0	-	-	-	2	-	-	-
(B) Bedell	4.00	8.00	\$0.00	-	2	-	3	100.0%	8.0	-	-	-	2	-	-	-
(C) Parvesse	3.00	7.00	\$0.00	-	2	-	2	66.7%	7.0	-	-	-	2	-	-	-
(D) Grainger	2.50	5.50	\$0.00	-	2	-	3	100.0%	5.5	-	-	-	2	-	-	-
<b>Team Totals</b>	<b>13.50</b>	<b>45.50</b>	<b>\$0.00</b>	<b>-</b>	<b>8</b>	<b>-</b>	<b>11</b>	<b>91.7%</b>	<b>28.5</b>	<b>-</b>	<b>-</b>	<b>-</b>	<b>8</b>	<b>-</b>	<b>-</b>	<b>-</b>
<b>Total Golf League</b>	<b>120.00</b>	<b>315.00</b>	<b>\$48.00</b>	<b>20</b>	<b>20</b>	<b>8</b>	<b>55</b>	<b>76.4%</b>	<b>188.0</b>	<b>52.0</b>	<b>16</b>	<b>4</b>	<b>17</b>	<b>3</b>	<b>5</b>	<b>3</b>
	<b>Pt wk</b>	<b>Pt yr</b>	<b>MONEY</b>	<b>W</b>	<b>L</b>	<b>T</b>	<b>Game</b>	<b>Reliab%</b>	<b>Plyr</b>	<b>Sub*</b>	<b>Plyr</b>	<b>Sub*</b>	<b>Plyr</b>	<b>Sub*</b>	<b>Plyr</b>	<b>Sub*</b>
<b>A - Players</b>	30.0	60.0	\$32.00	5	5	2	14	77.8%	51.0	9.0	5	-	4	1	1	1
<b>B - Players</b>	30.0	60.0	\$0.00	5	5	2	13	72.2%	36.5	23.5	2	3	4	1	2	-
<b>C - Players</b>	30.0	60.0	\$16.00	6	6	-	13	72.2%	50.5	9.5	5	1	5	1	-	-
<b>D - Players</b>	30.0	60.0	\$0.00	4	4	4	15	83.3%	50.0	10.0	4	-	4	-	2	2
<b>Player Totals</b>	<b>120.0</b>	<b>240.0</b>	<b>\$48.00</b>	<b>20</b>	<b>20</b>	<b>8</b>	<b>55</b>	<b>76.4%</b>	<b>188.0</b>	<b>52.0</b>	<b>16</b>	<b>4</b>	<b>17</b>	<b>3</b>	<b>5</b>	<b>3</b>
<b>Scramble pts./Sub winnings</b>	-	75.0	\$32.00				10		75.0							
<b>League Totals</b>	<b>120.0</b>	<b>315.0</b>	<b>\$80.00</b>	<b>20</b>	<b>20</b>	<b>8</b>	<b>65</b>	<b>90.3%</b>	<b>263.0</b>	<b>52.0</b>	<b>16</b>	<b>4</b>	<b>17</b>	<b>3</b>	<b>5</b>	<b>3</b>
<b>Money Contributed by Players</b>			1,380.00	* - Note: Sub stats include data for players who do not show up and do not get a sub.												
<b>League expenses (website, trophies, etc.)</b>			(289.00)													
<b>Hole in One fund</b>			(48.00)													
<b>Excess/(Shortfall)</b>			<b>\$ 963.00</b>													

GCCGL Weekly Match Play Trending Report

 =Sub  
 =No Show, No Sub  
 =Goldenberg Rule  
 =Remote match  
 TEES

Event:	Week#1	Week#2	Week#3	Week#4	Week#5	Week#6	Week#7	Week#8	Week#9	Week#10	Week#11	Week#12	Week#13	Week#14	Week#15	Week#16	Week#17	Week#18	Week#19	Week#20	Match		
Course:	FLORIDA	MP	MP	POT LUCK	MP	MP	MP	PINK BALL	MP	MP	MONTEZUM	US OPEN	MP	MP	MP	MP	STABLEFORT	MP	MP	BEST BALL	Play		
	20-Apr	27-Apr	4-May	11-May	18-May	25-May	1-Jun	8-Jun	15-Jun	22-Jun	29-Jun	6-Jul	13-Jul	20-Jul	27-Jul	3-Aug	10-Aug	17-Aug	24-Aug	31-Aug	YTD	Rank	
<b>Crowe Dog Millionaires (1)</b>	<b>11.0</b>																				<b>11.0</b>	Average	
(A) Kreyling		6.0	5.0																		11.0	5.50	9
(B) Crowe		3.0	3.5																		6.5	3.25	23
(C) Rayburn		6.0	2.5																		8.5	4.25	16
(D) J.Allen		4.5	5.0																		9.5	4.75	13
<b>Team Totals</b>	<b>11.0</b>	<b>19.5</b>	<b>16.0</b>	-	-	-	-	-	-	-	-	-	-	-	-	-	-	-	-	-	<b>46.5</b>	17.75	
<b>Return of the Cletus (2)</b>	<b>8.0</b>																				<b>8.0</b>		
(A) Roller		4.0	4.0																		8.0	4.00	18
(B) Roddy		7.0	5.0																		12.0	6.00	6
(C) Bloomhuff		4.0	3.0																		7.0	3.50	21
(D) Welling		5.5	4.5																		10.0	5.00	11
<b>Team Totals</b>	<b>8.0</b>	<b>20.5</b>	<b>16.5</b>	-	-	-	-	-	-	-	-	-	-	-	-	-	-	-	-	-	<b>45.0</b>	18.50	
<b>Courtesy Tap-Ins (3)</b>	<b>5.0</b>																				<b>5.0</b>		
(A) Wells		4.0	5.0																		9.0	4.50	15
(B) Ethridge		2.0	6.5																		8.5	4.25	16
(C) Almeida		2.0	7.5																		9.5	4.75	13
(D) Leininger		5.0	5.0																		10.0	5.00	11
<b>Team Totals</b>	<b>5.0</b>	<b>13.0</b>	<b>24.0</b>	-	-	-	-	-	-	-	-	-	-	-	-	-	-	-	-	-	<b>42.0</b>	18.50	
<b>Meat-Balls (4)</b>	<b>17.0</b>																				<b>17.0</b>		
(A) Nixon		6.0	6.0																		12.0	6.00	6
(B) Morell		8.0	6.0																		14.0	7.00	2
(C) Capannari		8.0	7.0																		15.0	7.50	1
(D) Winkler		5.0	7.5																		12.5	6.25	4
<b>Team Totals</b>	<b>17.0</b>	<b>27.0</b>	<b>26.5</b>	-	-	-	-	-	-	-	-	-	-	-	-	-	-	-	-	-	<b>70.5</b>	26.75	
<b>Go Putt Yourself (5)</b>	<b>17.0</b>																				<b>17.0</b>		
(A) Goldenberg		6.0	6.0																		12.0	6.00	6
(B) Nill		6.0	5.0																		11.0	5.50	9
(C) Tally		6.0	7.0																		13.0	6.50	3
(D) Livermore		7.0	5.5																		12.5	6.25	4
<b>Team Totals</b>	<b>17.0</b>	<b>25.0</b>	<b>23.5</b>	-	-	-	-	-	-	-	-	-	-	-	-	-	-	-	-	-	<b>65.5</b>	24.25	
<b>Dude, Where's my Par? (6)</b>	<b>17.0</b>																				<b>17.0</b>		
(A) Duer		4.0	4.0																		8.0	4.00	18
(B) Bedell		4.0	4.0																		8.0	4.00	18
(C) Parvesse		4.0	3.0																		7.0	3.50	21
(D) Grainger		3.0	2.5																		5.5	2.75	24
<b>Team Totals</b>	<b>17.0</b>	<b>15.0</b>	<b>13.5</b>	-	-	-	-	-	-	-	-	-	-	-	-	-	-	-	-	-	<b>45.5</b>	14.25	
<b>Total Golf League</b>	<b>75.0</b>	<b>120.0</b>	<b>120.0</b>	-	-	-	-	-	-	-	-	-	-	-	-	-	-	-	-	-	<b>315.0</b>		

League Net Score %  
 Under Par 12.5% 8.3%  
 Par 4.2% 8.3%  
 Over Par 83.3% 83.3%

# WEEK #3 - 5/4/2023 A/B & C/D SPLITS BASED ON HANDICAPS

		Hole	1	2	3	4	5	6	7	8	9		
		Handi	7	17	15	1	11	5	13	9	3		
Player	Team	Par	4	3	4	4	3	5	4	4	5	Gross	Net
<b>Mike Ethridge (Gosney)</b>	<b>#3</b>	<b>(9)</b>	<b>6</b>	<b>3</b>	<b>5</b>	<b>7</b>	<b>4</b>	<b>5</b>	<b>4</b>	<b>5</b>	<b>5</b>	<b>44</b>	<b>35</b>
<b>Bill Nixon</b>	<b>#4</b>	<b>(3)</b>	<b>4</b>	<b>4</b>	<b>3</b>	<b>6</b>	<b>4</b>	<b>5</b>	<b>3</b>	<b>4</b>	<b>6</b>	<b>39</b>	<b>36</b>
<b>Peter Goldenberg</b>	<b>#5</b>	<b>(4)</b>	<b>5</b>	<b>4</b>	<b>4</b>	<b>4</b>	<b>4</b>	<b>4</b>	<b>5</b>	<b>5</b>	<b>5</b>	<b>40</b>	<b>36</b>
<b>Brian Roddy</b>	<b>#2</b>	<b>(7)</b>	<b>4</b>	<b>4</b>	<b>5</b>	<b>5</b>	<b>5</b>	<b>6</b>	<b>4</b>	<b>6</b>	<b>6</b>	<b>45</b>	<b>38</b>
<b>George Almeida (Harris)</b>	<b>#3</b>	<b>-</b>	<b>4</b>	<b>4</b>	<b>4</b>	<b>4</b>	<b>4</b>	<b>4</b>	<b>5</b>	<b>5</b>	<b>5</b>	<b>39</b>	<b>39</b>
<b>Nick Duer</b>	<b>#6</b>	<b>(4)</b>	<b>5</b>	<b>3</b>	<b>4</b>	<b>6</b>	<b>5</b>	<b>4</b>	<b>6</b>	<b>5</b>	<b>5</b>	<b>43</b>	<b>39</b>
<b>Danny Roller</b>	<b>#2</b>	<b>(4)</b>	<b>5</b>	<b>3</b>	<b>4</b>	<b>4</b>	<b>4</b>	<b>6</b>	<b>5</b>	<b>7</b>	<b>5</b>	<b>43</b>	<b>39</b>
<b>Mike Morell</b>	<b>#4</b>	<b>(6)</b>	<b>7</b>	<b>5</b>	<b>4</b>	<b>5</b>	<b>3</b>	<b>7</b>	<b>4</b>	<b>4</b>	<b>7</b>	<b>46</b>	<b>40</b>
<b>Jason Nill</b>	<b>#5</b>	<b>(6)</b>	<b>5</b>	<b>6</b>	<b>4</b>	<b>7</b>	<b>3</b>	<b>5</b>	<b>7</b>	<b>5</b>	<b>5</b>	<b>47</b>	<b>41</b>
<b>Kurt Kreyling</b>	<b>#1</b>	<b>(3)</b>	<b>5</b>	<b>5</b>	<b>4</b>	<b>6</b>	<b>3</b>	<b>5</b>	<b>7</b>	<b>5</b>	<b>6</b>	<b>46</b>	<b>43</b>
<b>Austin Wells (McCrone)</b>	<b>#3</b>	<b>(5)</b>	<b>5</b>	<b>5</b>	<b>4</b>	<b>6</b>	<b>3</b>	<b>6</b>	<b>5</b>	<b>7</b>	<b>7</b>	<b>48</b>	<b>43</b>
<b>Matt Bedell</b>	<b>#6</b>	<b>(5)</b>	<b>5</b>	<b>4</b>	<b>4</b>	<b>9</b>	<b>3</b>	<b>7</b>	<b>6</b>	<b>5</b>	<b>7</b>	<b>50</b>	<b>45</b>
<b>A/B PLAYERS</b>													
<b>Jack Tally*</b>	<b>#5</b>	<b>(17)</b>	<b>5</b>	<b>3</b>	<b>4</b>	<b>8</b>	<b>5</b>	<b>8</b>	<b>8</b>	<b>5</b>	<b>6</b>	<b>52</b>	<b>35</b>
<b>Ben Leininger</b>	<b>#3</b>	<b>(11)</b>	<b>9</b>	<b>4</b>	<b>6</b>	<b>5</b>	<b>5</b>	<b>5</b>	<b>4</b>	<b>4</b>	<b>7</b>	<b>49</b>	<b>38</b>
<b>Jeff Capannari</b>	<b>#4</b>	<b>(11)</b>	<b>6</b>	<b>5</b>	<b>4</b>	<b>4</b>	<b>5</b>	<b>7</b>	<b>6</b>	<b>6</b>	<b>6</b>	<b>49</b>	<b>38</b>
<b>Jim Allen</b>	<b>#1</b>	<b>(13)</b>	<b>7</b>	<b>5</b>	<b>5</b>	<b>6</b>	<b>4</b>	<b>7</b>	<b>6</b>	<b>6</b>	<b>5</b>	<b>51</b>	<b>38</b>
<b>Andrew Crowe</b>	<b>#1</b>	<b>(9)</b>	<b>6</b>	<b>3</b>	<b>6</b>	<b>6</b>	<b>4</b>	<b>5</b>	<b>6</b>	<b>5</b>	<b>7</b>	<b>48</b>	<b>39</b>
<b>Oliver Livermore</b>	<b>#5</b>	<b>(11)</b>	<b>6</b>	<b>5</b>	<b>4</b>	<b>6</b>	<b>4</b>	<b>6</b>	<b>5</b>	<b>7</b>	<b>7</b>	<b>50</b>	<b>39</b>
<b>Jason Winkler*</b>	<b>#4</b>	<b>(17)</b>	<b>5</b>	<b>7</b>	<b>6</b>	<b>7</b>	<b>4</b>	<b>7</b>	<b>5</b>	<b>7</b>	<b>8</b>	<b>56</b>	<b>39</b>
<b>Richard Parvesse</b>	<b>#6</b>	<b>(9)</b>	<b>7</b>	<b>3</b>	<b>6</b>	<b>4</b>	<b>6</b>	<b>6</b>	<b>4</b>	<b>7</b>	<b>6</b>	<b>49</b>	<b>40</b>
<b>Allen Bloomhuff</b>	<b>#2</b>	<b>(11)</b>	<b>7</b>	<b>4</b>	<b>6</b>	<b>7</b>	<b>4</b>	<b>6</b>	<b>6</b>	<b>5</b>	<b>6</b>	<b>51</b>	<b>40</b>
<b>Toby Grainger*</b>	<b>#6</b>	<b>(31)</b>	<b>9</b>	<b>8</b>	<b>8</b>	<b>10</b>	<b>3</b>	<b>10</b>	<b>7</b>	<b>10</b>	<b>6</b>	<b>71</b>	<b>40</b>
<b>George Welling*</b>	<b>#2</b>	<b>(16)</b>	<b>5</b>	<b>4</b>	<b>7</b>	<b>8</b>	<b>4</b>	<b>8</b>	<b>7</b>	<b>7</b>	<b>7</b>	<b>57</b>	<b>41</b>
<b>John Rayburn</b>	<b>#1</b>	<b>(12)</b>	<b>7</b>	<b>6</b>	<b>6</b>	<b>6</b>	<b>5</b>	<b>7</b>	<b>4</b>	<b>7</b>	<b>7</b>	<b>55</b>	<b>43</b>
<b>C/D PLAYERS</b>													